

# Product Disclosure Statement

Slate

8 JUNE 2023

## Contents

1. About Slate Super	1
2. How super works	2
3. Benefits of investing with Slate Super	2
4. Risks of super	3
5. How Slate Super invests your money	3
6. Fees and costs	5
7. How super is taxed	7
8. Insurance in your super	8
9. How to open an account	8



## Contact Us

(02) 8074 1772

[info@slatesuper.com.au](mailto:info@slatesuper.com.au)

PO Box R1979 Royal Exchange NSW 1225

Join online at [www.slatesuper.com.au](http://www.slatesuper.com.au)

This Product Disclosure Statement (PDS) is a summary of the significant information applicable to participation in Slate Super from 8 June 2023. It contains references to important information that forms part of the PDS and is included in the [Additional Information Booklet](#) (issued 8 June 2023) and the [Insurance Guide](#) (issued 8 June 2023). The information in this PDS is general information only and does not take account of your personal financial objectives, situation or needs. You should obtain financial advice that is tailored to your personal circumstances before making a decision about Slate Super.

The information in this PDS was up to date at the time of issue. We may change or update the information in the PDS (including information in the other documents that form part of the PDS) from time to time. Where the change in information is not materially adverse, the updated information can be obtained from our [website](#) or by [contacting us](#). You may request an electronic or paper copy of this PDS and any updated information at any time, free of charge. This PDS can only be used by people receiving it (including electronically) in Australia. Applications for membership of Slate Super from outside Australia will not be accepted.

## 1. About Slate Super

Welcome to Slate: Smarter, easier, more personalised superannuation that works as hard as you do.

### Here's how we're different:

#### Super is complicated. Slate isn't.

We believe there's a better way to take control of your financial future -- through a superannuation experience that just works. Everything we do is about making the complex simple, straightforward, and most importantly, easy.

#### Built by humans, powered by technology.

We're a team of humans who believe that technology can do some things better than people. That's why we're building a modern, mobile-first superannuation fund, to help you reach your financial goals faster.

#### Competitive fees, and total transparency.

We work hard every day to keep your fees as low as possible, so you can save more for retirement. We don't automatically charge you insurance fees either - we let you decide if insurance through super is right for you.

#### This time it's personal.

When you join Slate, we tailor your super experience to suit you. We treat you like a real person, not a number, so you can speak to a real person here at the fund to help with your account.

#### A better future for you and the planet.

We believe in doing good things, and making the world a better place for future generations. That's why we consider environmental, social, ethical and labour standards in our investments in Australian Equity and International Equity Asset Classes.

Slate Super is a Choice product offering a single lifecycle investment strategy into which 100% of your account balance will be invested. Death, disablement and income protection insurance is available on application, subject to eligibility.

[Join Online](#) to become a member of Slate Super. You can only have one account open with the Fund at any time.

About us: Interests in Slate Super are issued by Diversa Trustees Limited (ABN 49 006 421 638; AFSL 235153; RSE Licence L0000635) ("the Trustee") as trustee of the Grosvenor Pirie Master Superannuation Fund - Series 2 (ABN 32 367 272 075; RSE Registration R1001204) ("GPMSF-2").

**Simple Choice Super is a sub-plan of GPMSF-2 which is marketed** under the Slate Super brand. The Fund is administered by OneVue Super Services Pty Limited (ABN 74 006 877 872; AFSL 246883). Insurance cover is provided to eligible members by AIA Australia Limited (ABN 79 004 837 861; AFSL 230043).

The Promoter and Investment Manager of Slate Super is Responsible Investment Services Pty Ltd (ABN 77 630 578 200; AFS Representative No. 001298392), which is a Corporate Authorised Representative of Simple Financial Choices Pty Ltd (ABN 58 629 890 900; AFSL 537462). The Sub-Promoter of Slate Super is Simple Financial Choices Pty Ltd (ABN 58 629 890 900; AFSL 537462).

You can find the information we are required to make available to members on the Slate Super [website](#). To access information regarding the Trustee, including the policies that the Trustee must make available to members, please visit <https://diversa.com.au/trustee/governance>.

## 2. How super works

Superannuation is a long-term, tax effective way to save for your retirement which is, in part, compulsory.

For many Australians, superannuation will be their main source of retirement income. The Government provides tax concessions and other benefits to encourage people to contribute, which generally makes superannuation one of the best long-term investment products.



### It's your choice

While you are working you may be entitled to employer contributions to your super. Most people have the right to choose which super fund their employer pays their super into; it's called having a "Choice of Fund". It is important to use the [Standard Choice Form](#) to tell your employer if you want your employer contributions paid into your Slate Super account. By taking an interest in your super you can help it grow into a healthy retirement nest egg. Contact your employer to check whether you can make a Choice of Fund or check out the [ATO's website](#).

### Building your super

In addition to employer contributions, there are other types of contributions that may be able to be made to your super account, depending on your age, employment status and total super account balance. Even small amounts can help grow your superannuation balance over time.

You can make additional contributions by:

- Salary sacrificing – asking your employer to deduct additional contributions from your pay before tax is deducted;
- Making personal contributions from your own savings or after-tax earnings; and
- Transferring (also called "rolling over") the superannuation you have in an account with another fund to your Slate Super account.

When you make personal contributions to your super account, you may be entitled to a co-contribution or a low-income superannuation tax offset from the Government. Other types of contributions, such as spouse contributions and downsizer contributions, can also help grow your super balance. Check out the ATO's website for more details.

Annual limits apply to the type and amount of contributions that can be made to your super account each financial year without incurring additional tax. Further information is provided in the [Additional Information Booklet](#) or by [contacting us](#).

By combining all the accounts you have with different super funds, you may save on fees and will be able to easily keep track of your investments. Use the [MyGov website](#) to consolidate your accounts online or download the printable [Rollover Form](#) and submit it to us. We recommend you seek financial advice and consider any fees or loss of insurance or other benefits before combining your accounts. You can keep track of your super through the ATO's online services if you have a MyGov account.





### Accessing your super




There are restrictions on when you can withdraw your super or start using it for income. Generally, you cannot access your super until you either turned 65, permanently retired after reaching your preservation age (between ages 55-60, depending on your date of birth) or ceased employment after turning 60. In limited circumstances you may be able to access your super before you retire. This is generally referred to as "meeting a condition of release".

For more information about how super works, see Section 1 of the [Additional Information Booklet](#) or [contact us](#). You should also visit the [How Super Works](#) section of ASIC's [Moneysmart website](#). You should read the important information about how super works before making a decision. The information relating to how superannuation works may change between reading this PDS and the day when you acquire this product.

## 3. Benefits of investing with Slate Super

Features of Slate Super include:

-  **Lifestages investment solution**  
Lifecycle investment strategy that evolves with you
-  **Mobile first**  
Advanced mobile app to track your savings and visualise your path to retirement
-  **Management services**  
Access to experienced investment managers with a long history of managing retirement savings
-  **Personal contact**  
We're digital-first, but you can always speak to a real person if you need to

-  **All in one place**  
Find and combine your other super accounts, and manage your super all in one place
-  **Opt-in life insurance**  
We let you decide if this is right for you
-  **Easy transition**  
Use our app to seamlessly take Slate with you when you change jobs

For more information about the benefits of investing with Slate Super, see Section 2 of the [Additional Information Booklet](#) or [contact us](#). You should read the important information about the benefits of investing with Slate Super before making a decision. The information relating to the benefits of investing with Slate Super may change between the time you read this PDS and the day when you acquire this product.

## 4. Risks of super

Superannuation, like all investments, carries risks.

How much risk depends on several factors, an important one being the type of assets you are invested in. Slate Super invests in different types of assets, including Australian shares, international shares, property, alternative assets and fixed interest, via Exchange Traded Funds (ETFs) quoted on the Australian Stock Exchange (ASX) and managed funds. Different asset classes behave differently over time and have different levels of risk. Assets with the highest expected returns over the long-term may also have the greatest chance (risk) of producing a negative return in the short term.

The significant risks relevant to Slate Super include investment risks arising from:

- A lifestages investment strategy;
- Changes in the economic and political climate;
- Changes in government policies and superannuation laws;
- Changes in interest rates;
- Use of derivatives;
- Inadequate diversification; and
- Investment decisions made by the Investment Manager.

When considering an investment in Slate Super, you should also bear in mind negative screening risk. Slate Super's Australian Equity and International Equity Asset Class investments are screened in relation to ethical and other values, reducing the possible number of investments Slate Super may invest in.

The appropriate level of risk for you will depend on a range of factors including your age, investment timeframe and risk tolerance, and other investments held and how they are invested. You need to assess your personal situation carefully before making an investment decision.

When investing your super, it is important to understand that:

- The value of your investment will go up and down depending on the market prices of the assets we're invested in;
- Returns are not guaranteed and will vary, meaning past performance is not indicative of future performance and you may lose some or all of your money;
- Your super account balance may not be enough on its own to pay for the retirement lifestyle you want, particularly if you rely solely on contributions from your employer; and
- Superannuation laws may change in the future.

For more information about the risks of investing with Slate Super, see Section 3 of the [Additional Information Booklet](#) or [contact us](#). You should read the important information about the risks of investing with Slate Super before making a decision. The information relating to the risks of investing with Slate Super may change between the time you read this PDS and the day when you acquire this product.

## 5. How Slate Super invests your money

Slate Super's lifestages investment solution selects from four pre-mixed investment options – Sand, Coral, Ocean and Sky – to personalise an investment strategy that's relevant to your gender, age and account balance.

**WARNING:** When joining Slate Super, it is important to consider the likely investment return and risk, to ensure that the Fund best suits your age, investment timeframe, risk tolerance, and where other parts of your wealth are invested.

Here's how the lifestages investment solution works:

We invest your super account into one of four pre-mixed investment options based on your gender, your age and your account balance (together, your "lifestage"). Younger members with smaller account balances will generally be invested in an option that has a higher allocation of growth assets such as shares, as you have more time to withstand the rises and falls of the share market.

As you age, and as your account balance grows, your account balance will move through investment options that are gradually investing more heavily in defensive assets, such as cash and fixed interest, to make your investment portfolio more stable as you approach retirement.

We'll review your personal investment strategy against your gender, age and account balance annually, and change the investment option you're invested in if you meet the criteria of a new lifestage.

**IMPORTANT:** You are not able to elect the investment option that you want your account balance invested in, or switch investment options.

## 5. How Slate Super invests your money

	SAND			CORAL			OCEAN			SKY		
Suitability	Likely to suit long-term investors who want exposure to assets with potentially higher returns.			Likely to suit medium to long-term investors who want exposure to assets with potentially higher returns.			Likely to suit medium-term investors who want exposure to assets with potentially higher returns.			Likely to suit short to medium-term investors who are closer to retirement.		
Investment Return Objective <sup>1</sup>	CPI + 3.00% p.a. over rolling 10-year periods			CPI + 2.50% p.a. over rolling 8-year periods			CPI + 1.75% p.a. over rolling 6-year periods			CPI + 0.50% p.a. over rolling 3-year periods		
Asset Classes and Benchmark Allocations <sup>2</sup>	Lower	Upper	B/mark	Lower	Upper	B/mark	Lower	Upper	B/mark	Lower	Upper	B/mark
Australian Equities	30%	60%	45%	25%	50%	40%	25%	40%	35%	10%	25%	18%
International Equities	25%	45%	35%	25%	45%	35%	10%	30%	15%	5%	20%	8%
Australian Property	5%	10%	7.5%	0%	10%	2.5%	0%	10%	5%	0%	10%	2%
Listed Infrastructure	5%	10%	7.5%	0%	10%	2.5%	0%	10%	5%	0%	10%	2%
<b>Total Growth</b>	90%	100%	95%	70%	90%	80%	50%	70%	60%	20%	40%	30%
Australian Fixed Interest	0%	10%	0%	0%	10%	5%	5%	25%	15%	15%	40%	30%
International Fixed Interest	0%	10%	0%	0%	15%	5%	5%	25%	15%	15%	40%	30%
Cash	0%	10%	5%	5%	20%	10%	5%	20%	10%	5%	20%	10%
<b>Total Defensive</b>	0%	10%	5%	10%	30%	20%	30%	50%	40%	60%	80%	70%
SRM <sup>3</sup>	High			High			High			High		
ENR <sup>4</sup>	5.30			5.00			4.60			3.30		

<sup>1</sup> Target investment return objective is after investment fees and taxes have been paid but before administration fees have been deducted. While we aim to achieve this return objective, future returns are not guaranteed.

<sup>2</sup> There is currently no exposure to International Equities - Emerging or Investment Grade Credit. Please refer to the Additional Investment Booklet for the lower and upper ranges for these asset classes.

<sup>3</sup> Standard Risk Measure. For more information, see [Additional Information Booklet](#) or [contact us](#).

<sup>4</sup> Estimated number of negative annual returns over any 20-year period. For more information, see [Additional Information Booklet](#) or [contact us](#).

### Moving through the Slate Super Lifestages

#### MALE/OTHER\*

Age#	Account Balance (\$,000)							
	0-100	100-200	200-300	300-400	400-500	500-600	600-700	700+
18-24 <sup>^</sup>	Sand	Coral	Ocean	Sky	Sky	Sky	Sky	Sky
25-34	Sand	Sand	Coral	Ocean	Sky	Sky	Sky	Sky
35-44	Sand	Sand	Sand	Coral	Ocean	Sky	Sky	Sky
45-54	Sand	Sand	Sand	Sand	Coral	Ocean	Sky	Sky
55-64	Sand	Sand	Sand	Sand	Sand	Coral	Ocean	Sky
65-69	Sand	Sand	Sand	Sand	Coral	Sky	Sky	Sky
70-74	Coral	Coral	Ocean	Ocean	Sky	Sky	Sky	Sky
75-84	Ocean	Sky	Sky	Sky	Sky	Sky	Sky	Sky
85+	Sky	Sky	Sky	Sky	Sky	Sky	Sky	Sky

#### FEMALE

Age#	Account Balance (\$,000)							
	0-100	100-200	200-300	300-400	400-500	500-600	600-700	700+
18-24 <sup>^</sup>	Sand	Coral	Ocean	Ocean	Ocean	Sky	Sky	Sky
25-34	Sand	Sand	Coral	Ocean	Ocean	Sky	Sky	Sky
35-44	Sand	Sand	Sand	Coral	Ocean	Ocean	Sky	Sky
45-54	Sand	Sand	Sand	Sand	Coral	Ocean	Sky	Sky
55-64	Sand	Sand	Sand	Sand	Sand	Coral	Ocean	Sky
65-69	Sand	Sand	Sand	Sand	Sand	Coral	Ocean	Sky
70-74	Coral	Coral	Coral	Sand	Coral	Coral	Coral	Sky
75-84	Ocean	Ocean	Sky	Ocean	Sky	Sky	Sky	Sky
85+	Sky	Sky	Sky	Sky	Sky	Sky	Sky	Sky

\* If you elect Transgender, Intersex or Other on the Join Form or we do not have a record of your gender, you will be invested in accordance with the investment strategy outlined above.

<sup>^</sup> If you are under the age of 18, you will be invested in accordance with the 18-24 age group.

**# WARNING:** If we suspect the age provided is incorrect, we will attempt to contact you. If we do not receive a confirmation of your date of birth, such as a driver's license, we will invest your funds consistent with the 25-34 lifestage, which may not be appropriate for your circumstances and/or objectives.

## 5. How Slate Super invests your money

**IMPORTANT:** Your personal investment strategy is reviewed annually, following the last business day of the month that you joined Slate Super. If our review indicates that your account should be moved to a different investment option, this may take up to a week to action.

### Responsible investment policy

We take environmental, social, ethical and labour standards into account in the selection, retention and realisation of Australian Equity and International Equity Asset Class investments. Slate Super's underlying Investment Manager engages in a negative screening process for Australian Equity and International Equity Asset Class investments which seeks to exclude the following activities from the Fund's investment portfolio for those asset classes:

#### Fossil fuels

No exposure to companies directly involved in mining or burning of fossil fuels, or companies which have fossil fuel reserves. Green bonds may still be included if an issuer has up to 5% exposure to direct fossil fuel emissions but the Green Bond must have at least 95% of the monies raised earmarked to finance recognised types of climate friendly projects.

#### Tobacco

No exposure to companies producing or manufacturing, or making 5% of their revenue from the sale of, tobacco products.

#### Armaments

No exposure to companies which produce or manufacture weapons or armaments.

#### Gambling

No exposure to companies which derive more than 5% of their revenue from gambling services.

#### Human rights

No exposure to companies where there is evidence of violations of human rights and United Nation Conventions.

### Performance and portfolio information

We may make changes to how Slate Super invests your money from time to time, including the investment strategy and the types of assets the portfolio holds. We will notify members of these changes. In periods of uncertainty in investment markets, strategic changes may need to be made to the underlying allocation of assets or investment categories. Any decision taken will depend on the length of time the uncertainty is expected to persist.

For more information about investments, see Section 4 of the [Additional Information Booklet](#) or [contact us](#). You should read the important information about investments before making a decision. The information relating to investments may change between the time you read this PDS and the day when you acquire this product.

## 6. Fees and costs

You should read all the information about fees and costs because it is important to understand their impact on your investment. You can also use this information to compare costs between different superannuation products.

### Did you know?

Small differences in both investment performance and fees and costs can have a substantial impact on your long-term returns. For example, total annual fees and costs of 2% of your account balance rather than 1% could reduce your final return by up to 20% over a 30-year period (for example, reduce it from \$100,000 to \$80,000).

You should consider whether features such as superior investment performance or the provision of better member services justify higher fees and costs. You or your employer, as applicable, may be able to negotiate to pay lower fees. Ask the Fund or your financial adviser. (This text is required by law. Slate Super does not negotiate fees and costs.)

To find out more: If you would like to find out more or see the impact of the fees based on your own circumstances, the **Australian Securities and Investments Commission (ASIC)** [Moneysmart website](#) has a [Superannuation Calculator](#) to help you check out different fee options.

This section shows fees and other costs that you may be charged. These fees and other costs may be deducted from your money, from the returns on your investment, or from the assets of the Superannuation entity as a whole. The fees quoted in this section are inclusive of GST.

Other fees, such as activity fees, advice fees for personal advice and insurance fees, may also be charged, but these will depend on the nature of the activity, advice or insurance chosen by you. Entry fees and exit fees cannot be charged.

Taxes, insurance fees and other costs relating to insurance are set out in another part of this document and the [Additional Information Booklet](#). The Fees and Costs for each investment option and defined fees are set out in the [Additional Information Booklet](#).

The Trustee reserves the right to change any fees and costs outside the levels shown without consent. Generally, you will be given 30 days notice of any increase in fees. You should check the Slate Super website for the latest fees and costs information.

## Slate Super Fees and Costs summary for Lifestage - Coral investment option

TYPE OF FEE OR COST	AMOUNT	HOW AND WHEN PAID
<b>Ongoing annual fees and costs<sup>1</sup></b>		
<b>Administration fees and costs<sup>2</sup></b>	0.73% per annum plus \$0 per annum for members with a balance under \$2,000 and \$78 per annum for members with a balance over \$2,000 <sup>2</sup> . plus 0.01% per annum	The percentage based fee is accrued and reflected in the unit price when the unit price is calculated and paid in arrears. This fee is not deducted directly from your account.  Deducted directly from your account balance monthly, payable in arrears.  Paid from the expense reserve throughout the year and not directly deducted from your account. <b>This fee is not an additional cost to your account, but is required to be disclosed.</b>
<b>Investment fee and costs<sup>3,4</sup></b>	0.11% per annum plus 0.22% per annum	Deducted from investment earnings before the unit price is determined; accrued daily and paid monthly in arrears. This fee is not deducted directly from your account. Deducted from the investment returns of the underlying investments. This fee is not deducted directly from your account.
<b>Transaction Costs<sup>5</sup></b>	0.073% per annum	Transaction costs incurred when assets are bought and sold and shown net of amounts received by the buy-sell spread charged. Deducted from investment earnings before the unit price is determined. This cost is not deducted directly from your account.
<b>Member activity related fees</b>		
<b>Buy-sell spread<sup>6</sup></b>	0.08% buy (subject to change) 0.08% sell (subject to change)	Applies when you contribute to the Fund (buy units) or withdraw from the Fund (sell units) and is reflected in the unit price when units are bought and sold. This cost is not deducted directly from your account or from investment returns.
<b>Switching fee</b>	Nil	We do not charge a switching fee, but buy-sell spread will apply.
<b>Other fees and costs</b>	The amount payable will depend on each member's personal circumstances.	Other fees and costs may apply. Refer to the "Additional Explanation of Fees and Costs" in the <a href="#">Additional Information Booklet</a> for more detailed information.

<sup>1</sup> If your account balance for a product offered by the superannuation entity is less than \$6,000 at the end of the entity's income year, certain fees and costs charged to you in relation to administration and investment are capped at 3% of the account balance. Any amount charged in excess of that cap must be refunded.

<sup>2</sup> The flat \$78.00 per annum Administration Fee is not charged when a member's balance is lower than \$2,000. This is checked monthly based on your month end account balance.

<sup>3</sup> Disclosed investment fees and costs of the underlying investments are based on the expenses incurred over the previous financial year. As a result these figures are indicative only and may change in subsequent years depending on (for example) the performance of each option, therefore may be higher or lower. These costs are deducted by the underlying investment managers.

<sup>4</sup> Investment fees and costs include an amount of 0.00% for performance fees. Information on performance fees is set out under 'Additional explanation of fees and costs'.

<sup>5</sup> Disclosed transaction costs are an estimate based on transaction costs payable in the previous financial year. These costs may be higher or lower.

<sup>6</sup> The buy-sell spread is a mechanism to recover transaction costs incurred by the Trustee in relation to the purchase or sale of assets for Slate Super when money move into, or out of, an investment option in Slate Super. The buy-sell spread may change within the range without notice to meet changes in the transaction costs including in circumstances of adverse market conditions. The current ranges for both buy and sell spreads are 0.04% to 0.12%. If there is a change to the buy-sell spread range, we will let you know within 3 months of the change.

## Example of annual fees and costs for the Slate Super Lifestage - Coral investment option\*\*

This table gives an example of how the fees and costs for this superannuation product can affect your superannuation investment over a one-year period. You should use this table to compare this superannuation product with other superannuation products.

TYPE OF FEE OR COST	AMOUNT	BALANCE OF \$50,000
Administration fees and costs	0.73% per annum plus \$78 (\$1.50 per week) plus 0.01% per annum	For every \$50,000 you have in the super product, you will be charged or have deducted \$365.00 in administration fees and costs, plus \$78 regardless of your account balance. Also, an amount of \$5.00 was paid from the reserves. This is not a cost to you but reduces the balance held in reserves used to cover certain costs but represents the cost of a third party to meet the cost of this product. Amounts paid from reserves are estimates based on costs in the prior financial year and may be lower or higher.
<b>PLUS</b> Investment fee	0.11% per annum Plus 0.22% per annum	<b>And</b> , you will be charged or have deducted from your investment \$165.00 in investment fees and costs.
<b>PLUS</b> Transaction costs	0.073% per annum	<b>And</b> , you will be charged or have deducted from your investment \$36.50 in transaction costs.
EQUALS Cost of the product		If your balance was \$50,000, at the beginning of the year, then for that year you will be charged fees and costs of \$649.50 for the superannuation product. <b>Please note \$5.00 of this total amount will not be charged to your account, however we are required to disclose this as a product cost. You will be charged total fees of \$645.50.</b>

\* Note: This information is relevant for the financial year ending 30 June 2022. Additional fees may apply.

\*\* If you leave the superannuation entity, you will be charged a sell spread of 0.08% (this is equal to \$40 for every \$50,000 you withdraw). A transactional levy of 0.20% of the total amount of any rollover received into your account from another superannuation fund will be charged to your account at the time the rollover is processed, reflected on your transaction listing and shown on your annual member statement (this is equal to \$100 for every \$50,000 you rollover into the Fund).

For more information about fees and costs (including the relevant fee definitions), see Section 5 of the [Additional Information Booklet](#) or [contact us](#). You should read the important information about fees and costs before making a decision. The information relating to fees and costs may change between the time you read this PDS and the day when you acquire this product.

## 7. How super is taxed

Super may be subject to tax when contributions are made to your account, on investment earnings, and when withdrawals are made from your account.

### Tax on contributions<sup>1</sup>

There are limits on the contributions that can be made to your super account each financial year – known as contribution caps. If contributions exceed the applicable limits, you may be taxed at a higher rate.

TYPE OF CONTRIBUTION	CONTRIBUTION CAP	TAX RATE
Concessional (before-tax contributions)  e.g. employer contributions, salary sacrifice contributions, contributions by those who are substantially self-employed.	\$27,500 per annum  Higher if you have unused carry-forward concessional contribution caps and your total superannuation balance is less than \$500,000.	15% <sup>2</sup> If the contribution cap is exceeded, the rate is your top marginal rate plus the Medicare Levy. <sup>3</sup>
Non-Concessional (after-tax contributions)  e.g. personal contributions <sup>4</sup> , spouse contributions.	\$110,000 per annum (or \$330,000 under the bring forward rule <sup>5</sup> )  Nil – if your total superannuation balance exceeds \$1.7 million.	Nil If the contribution cap is exceeded, you can choose to withdraw the excess contributions and any earnings. The earnings are then included in your income tax assessment and taxed at your marginal rate. If you don't withdraw the earnings, the excess is taxed at the top marginal rate plus the Medicare Levy.

<sup>1</sup> This information relates to the financial year ending 30 June 2023.

<sup>2</sup> For more information, see the [Additional Information Booklet](#). Those with income plus any concessional contributions over \$250,000 per annum are required to pay an additional 15% on the amount of concessional contributions above the \$250,000 threshold, while those earning less than \$37,000 per annum may be eligible to receive low income super tax offset on the 15% contributions tax, provided we have your tax file number on record.

<sup>3</sup> The Medicare Levy is 2%.

<sup>4</sup> You can claim a tax deduction on any personal contributions you make to your super account (subject to certain conditions). If you do this, those contributions will be treated as concessional contributions, be subject to the concessional (before-tax) contributions cap and taxed at 15%.

<sup>5</sup> If you are under 65 years of age, you may be eligible to make non-concessional contributions of up to three times the annual non-concessional contributions cap in a single year. This is known as the "bring forward" rule. For more information, see the [Additional Information Booklet](#).

**WARNING:** There are taxation consequences if the contribution caps are exceeded. It's your responsibility to track your contributions against the caps and make sure you don't exceed them.

### Tax on investment earnings

Investment earnings are generally taxed at a rate of 15%, however the rate may be lower due to offsets like tax credits and rebates. This tax is calculated and deducted before investment returns are applied to your super account. The Fund may be eligible to claim a tax deduction for certain expenses incurred and for insurance premiums paid. Where we are eligible to claim on your behalf, the benefits of these tax deductions are passed on to you.

### Tax on withdrawals<sup>1</sup>

YOUR AGE AT WITHDRAWAL	TAX COMPONENT	TAX RATE <sup>2</sup>
Under preservation age	Tax free component	0%
	Taxed component <sup>3</sup>	20% + Medicare Levy <sup>4</sup>
Between preservation age and age 60	Tax free component	0%
	Taxed component	No tax up to \$230,000 then 15% + Medicare Levy on the balance
Age 60 or above	All components	0%

<sup>1</sup> This information relates to the financial year ending 30 June 2023.

<sup>2</sup> Additional tax may be payable if you have not provided your Tax File Number.

<sup>3</sup> The tax rate for a taxed component may be higher if you have an untaxed portion in your taxed component.

<sup>4</sup> The Medicare Levy is 2%.

**WARNING:** You should provide your TFN when joining Slate Super. If we don't hold your TFN then: higher tax will apply to your concessional contributions; we cannot accept non-concessional contributions for you; the tax on lump sum withdrawals may be higher; and it may be more difficult to locate any lost super benefits or consolidate your accounts and higher tax may be paid on your concessional contributions. The Trustee has also determined that it will not accept (or will refund within 30 days) any concessional contributions received for a member where a TFN is not held for that member. Tax rules are complicated and are subject to frequent changes. You should refer to the ATO [website](#) for up to date information or consult a financial advisor.

This section provides a summary of the significant tax information relating to superannuation. It is based on the laws that apply at the date the PDS is issued. You should read the important information about tax before making a decision. For more information about tax (including contribution caps), see Section 6 of the [Additional Information Booklet](#). The information relating to tax may change between the time you read this PDS and the day when you acquire this product.

## 8. Insurance in your super

Through Slate Super you can apply for three types of insurance cover:

TYPE OF INSURANCE	DESCRIPTION OF INSURANCE
Death cover	A lump sum benefit is payable in the event of your death or terminal illness diagnosis. You can advise the Trustee of the person you would like to receive your death benefit if you die through a non-lapsing binding or non-binding nomination of beneficiary.
Death and Total and Permanent Disablement (TPD) cover	A lump sum is payable in the event you become totally and permanent disabled.
Income Protection cover	Also known as Salary Continuance cover, this type of insurance cover pays a regular monthly income should you be unable to work due to illness or injury (subject to acceptance of your claim by the Insurer).

The cost of insurance cover depends on the type and amount of cover you apply to hold and your personal circumstances, including your age, gender, occupation and health status. You are responsible for paying the insurance costs which will be deducted from your account monthly.

Insurance cover only commences once the Insurer has accepted your application. Insurance cover ceases in certain circumstances, including when you reach your maximum insurable age, when there is insufficient money in your account to pay for cover, and when your account has been inactive for 16 consecutive months

(i.e. no contributions or rollovers received) and you have not elected to maintain cover despite inactivity. If your insurance ceases for any reason and you later decide you want to recommence cover, you will need to apply and be accepted by the Insurer.

You may be able to transfer existing cover held through another super fund when rolling over to Slate Super under transfer terms acceptable to the Insurer.

Insurance cover is optional with Slate Super. Information about the insurance offered and how to apply for cover or transfer cover is provided in the [Insurance Guide](#) or by [contacting us](#).

**WARNING:** Insurance terms and conditions (in particular eligibility criteria, cover cessation circumstances and exclusions) may affect your entitlement to insurance cover or the payment of insured benefits. Additionally, we cannot continue to provide insurance cover to members whose accounts have not received a contribution or rollover for 16 or more months. If you wish to maintain insurance benefits regardless of whether a contribution has been received within a 16 month period, please contact us to find out how to make an election to maintain coverage. You should read the [Insurance Guide](#) before deciding whether insurance is appropriate for you.

This section provides a brief summary of the insurance options available in Slate Super. You should read the important information about insurance (including when cover starts and ends, eligibility criteria for commencement of cover and payment of insured benefits, the level and types of cover available, premium costs, exclusions, and other important terms and conditions) before making a decision. Additional Information is available in the Insurance Guide. The information relating to insurance may change between the time you read this PDS and the day when you acquire this product.

## 9. How to open an account

There are just 3 easy steps to becoming a member of Slate Super:

1. Read and understand this Product Disclosure Statement, the [Additional Information Booklet](#) and the [Insurance Guide](#). All documents are available at [www.slatesuper.com.au](http://www.slatesuper.com.au) or by [contacting us](#).
2. [Join Online](#).
3. If you have provided us with your TFN you and your employer can then start to make payments into your account by direct debit or BPay.

### Making information available electronically

Slate Super may make certain information available to you electronically rather than sending it by post. If we have an email address for you, we will either email you the information or send you an email notification that the information is available on our [website](#). We may also make this information available or send you a notification by SMS or through the App. The information we will make available in this way includes significant event notifications, financial services guides (FSG), product disclosure statements (PDS), your benefit statement, our annual report, and exit statements. If you don't want to receive this type of information electronically, please [contact us](#).

### Cooling off period

If you change your mind about joining Slate Super, there is a 14-day cooling off period in which you can tell us in writing that you no longer wish to join the fund. You will not be eligible for the cooling off period if you have exercised any right in relation to your Slate

Super account (such as rolling over funds from another account). If you exercise your right to cool off, your money will be returned to you, adjusted for the increase or decrease in the value of the investment at the date we received notification, and reasonable transaction or administrative costs. Note, any preserved and restricted amounts must be transferred to another complying superannuation fund.

### Respecting your privacy

Protecting your personal information is important to us and is also a legal requirement. Our [Privacy Policy](#) and the [Trustee's Privacy Policy](#) outlines the types of personal information we collect and how we use, disclose and store this information. We are also required to comply with the Privacy Act and the Australian Privacy Principles. When you apply, you will be taken to agree to the use and disclosure of your personal information in accordance with our [Privacy Policy](#).

### Enquiries and complaints

If you have an enquiry or complaint about Slate Super, please [contact us](#). If we're unable to resolve your concerns over the phone, we will refer the matter to our Complaints Officer who will investigate your complaint and provide a formal response within the 45-day limit, or 90-day limit for a death benefit distribution, prescribed by legislation. You may also lodge a complaint with the [Australian Financial Complaints Authority \(AFCA\)](#). This Authority's contact details are:

GPO Box 3  
MELBOURNE VIC 3001

Telephone: 1800 931 678  
Email: [info@afca.org.au](mailto:info@afca.org.au)  
Website: [www.afca.org.au](http://www.afca.org.au)